

# Clean-up and Disinfection for Norovirus ("Stomach Bug")

**THESE DIRECTIONS SHOULD BE USED TO RESPOND TO ANY VOMITING OR DIARRHEA ACCIDENT**

**Note:** Anything that has been in contact with vomit and diarrhea should be discarded or disinfected.

## 1 Clean up

### a. Remove vomit or diarrhea right away!

- Wearing protective clothing, such as disposable gloves, apron and/or mask, wipe up vomit or diarrhea with paper towels
- Use kitty litter, baking soda or other absorbent material on carpets and upholstery to absorb liquid; do not vacuum material: pick up using paper towels
- Dispose of paper towel/waste in a plastic trash bag or biohazard bag

### b. Use soapy water to wash surfaces that contacted vomit or diarrhea and all nearby high-touch surfaces, such as door knobs and toilet handles

### c. Rinse thoroughly with plain water

### d. Wipe dry with paper towels

**DON'T STOP HERE: GERMS CAN REMAIN ON SURFACES EVEN AFTER CLEANING!**

## 2 Disinfect surfaces by applying a chlorine bleach solution

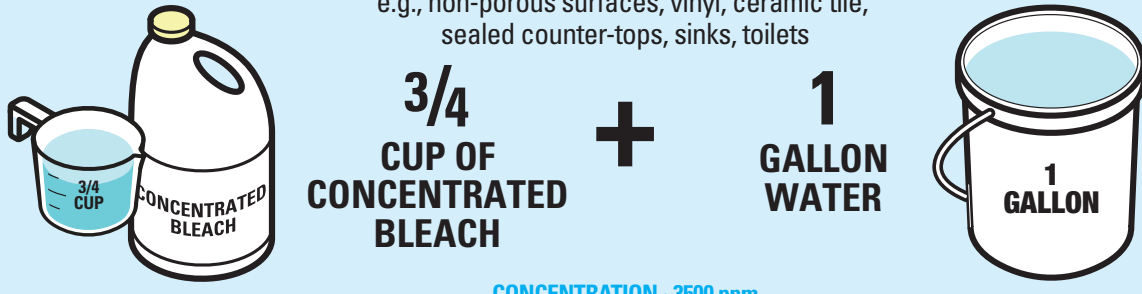
Steam cleaning may be preferable for carpets and upholstery. Chlorine bleach could permanently stain these. Mixing directions are based on EPA-registered bleach product directions to be effective against norovirus.

For best results, consult label directions on the bleach product you are using.

### a. Prepare a chlorine bleach solution

Make bleach solutions fresh daily; keep out of reach of children; never mix bleach solution with other cleaners.

**IF HARD SURFACES ARE AFFECTED...**  
e.g., non-porous surfaces, vinyl, ceramic tile, sealed counter-tops, sinks, toilets



**3/4 CUP OF CONCENTRATED BLEACH** + **1 GALLON WATER**

**CONCENTRATION ~3500 ppm**


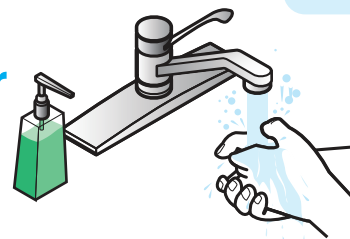
**IF USING REGULAR STRENGTH BLEACH (5.25%), INCREASE THE AMOUNT OF BLEACH TO 1 CUP.**

### b. Leave surface wet for at least 5 minutes

### c. Rinse all surfaces intended for food or mouth contact with plain water before use

## 3 Wash your hands thoroughly with soap and water

Hand sanitizers may not be effective against norovirus.



### Facts about Norovirus

Norovirus is the leading cause of outbreaks of diarrhea and vomiting in the US, and it spreads quickly.

Norovirus spreads by contact with an infected person or by touching a contaminated surface or eating contaminated food or drinking contaminated water. Norovirus particles can even float through the air and then settle on surfaces, spreading contamination.


Norovirus particles are extremely small and billions of them are in the stool and vomit of infected people.

Any vomit or diarrhea may contain norovirus and should be treated as though it does.

**People can transfer norovirus to others for at least three days after being sick.**

### IF CLOTHING OR OTHER FABRICS ARE AFFECTED...

- Remove and wash all clothing or fabric that may have touched vomit or diarrhea
- Machine wash these items with detergent, hot water and **bleach** if recommended, choosing the longest wash cycle
- Machine dry



Scientific experts from the U.S. Centers for Disease Control and Prevention (CDC) helped to develop this poster. For more information on norovirus prevention, please see <http://www.cdc.gov/norovirus/preventing-infection.html>.



co.somerset.nj.us/health



neha.org



waterandhealth.org



americanchemistry.com



cfour.org

[disinfect-for-health.org](http://disinfect-for-health.org)

Updated March, 2015